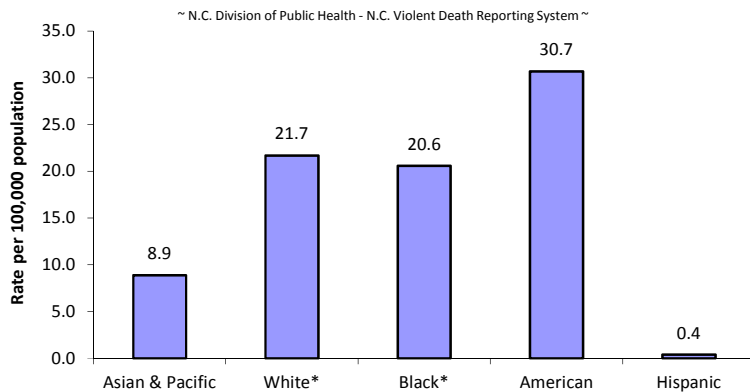


## VIOLENT DEATHS AMONG ASIANS AND PACIFIC ISLANDERS IN NORTH CAROLINA: 2005-2014

The North Carolina Violent Death Reporting System (NC-VDRS) is a CDC-funded statewide surveillance system that collects detailed information on deaths that occur in North Carolina resulting from violence: homicide, suicide, unintentional firearm deaths, legal intervention and deaths for which intent could not be determined. NC-VDRS is a multi-source system that gathers information from death certificates, medical examiner reports and law enforcement reports. The goal of this system is to aid researchers, legislators, and community interest groups in the development of public health prevention strategies to reduce violent deaths. NC-VDRS began collecting data in January 2004. This document summarizes all deaths from violence among non-Hispanic (NH) Asian and Pacific Islander residents for the years 2005-2014.

North Carolina Violent Death Reporting

**Violent Death Rate by Race, NC-VDRS, 2005-2014**



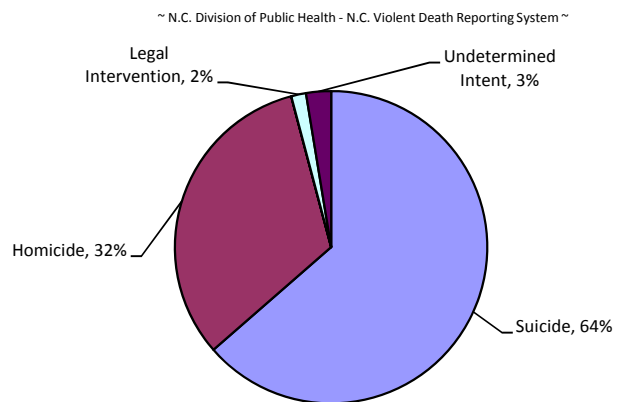
\* Non-Hispanic

- From 2005 to 2014, 195 NH Asian and Pacific Islander residents died by violence.
- There were 124 suicides (63.6%), 63 homicides (32.3%), three deaths from legal interventions (1.5%), and five deaths of undetermined intent (2.6%). There were no unintentional firearm deaths.
- Male NH Asian and Pacific Islander residents were more likely to die by violence than females between 2005 to 2014 (68.7% versus 31.3%).

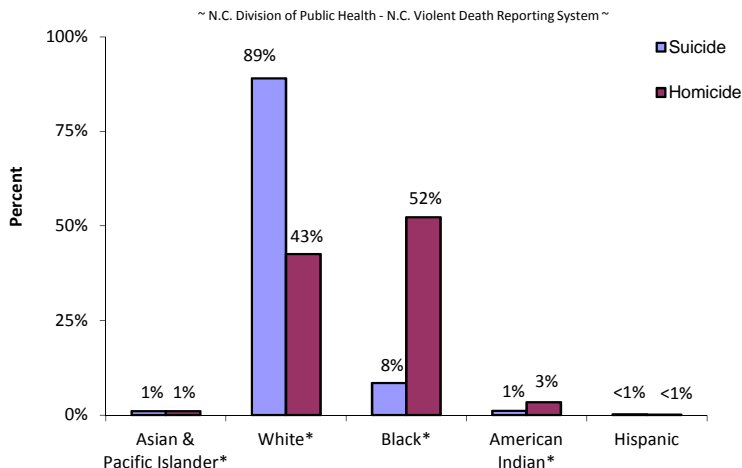
- For the years 2005-2014, there were 2,189,952 NH Asians and Pacific Islanders living in North Carolina, accounting for 2.3 percent of the state's population.

- NH Asians and Pacific Islanders had the second lowest rate of violent death by race in North Carolina for the years 2005-2014 (8.9 per 100,000 population).

**Manner of Death Among NH Asians & Pacific Islanders, NC-VDRS, 2005-2014**



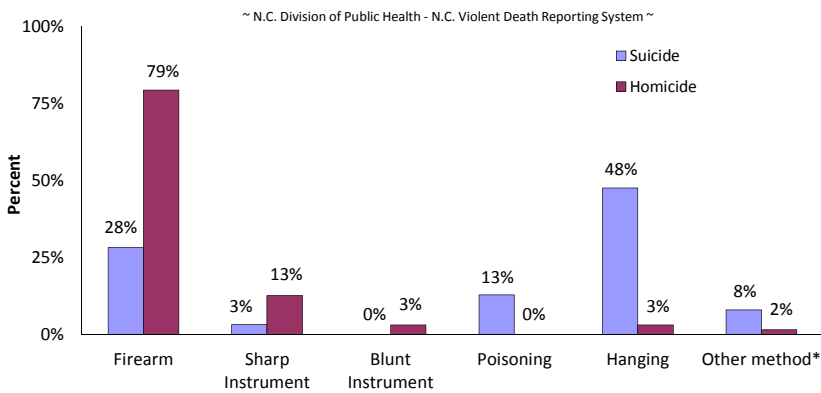
**Manner of Death by Race, NC-VDRS, 2005-2014**



\* Non-Hispanic

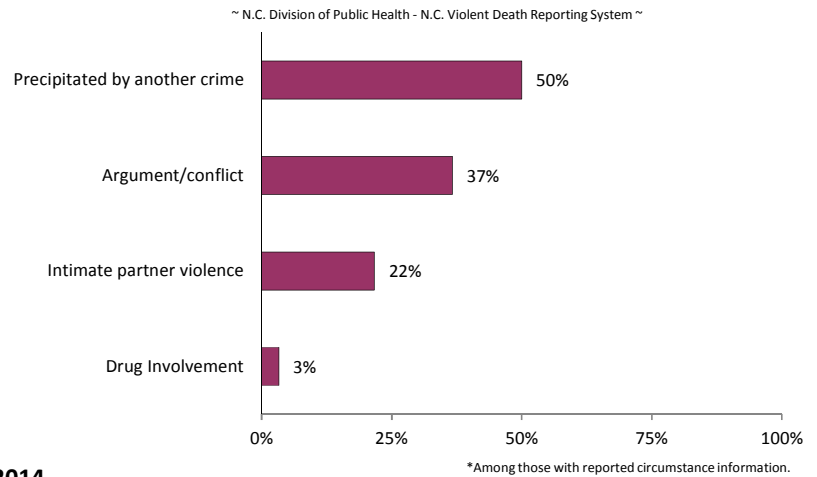
- NH Asians and Pacific Islanders accounted for 1.1 percent of all homicides and 1.1 percent of all suicides, across all racial groups in North Carolina from 2005 to 2014.

- In contrast, NH whites accounted for 89.0 percent of all suicides, and NH blacks accounted for 52.3 percent of all homicides, across all racial groups in North Carolina from 2005 to 2014.



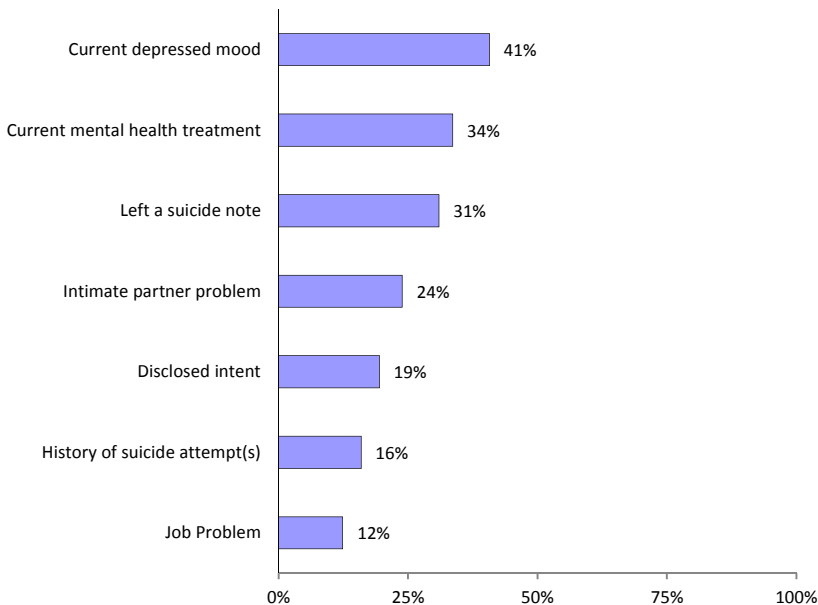
\*Other includes fire/burns, unarmed assault, falls, and other methods of death.

- Of all homicides among NH Asians and Pacific Islanders with known circumstance information, half (50.0%) were precipitated by another serious crime (e.g., robbery, burglary).
- An argument or conflict precipitated 36.7 percent of homicides among NH Asians and Pacific Islanders.
- Twenty-two percent of homicides were related to intimate partner violence.



### Suicide Circumstances\* Among NH Asians & Pacific Islanders, 2005-2014

~ N.C. Division of Public Health - N.C. Violent Death Reporting System ~



\*Among those with reported circumstance information.

- The majority of homicides (79.4%) were committed using firearms, followed by those committed using sharp instruments (12.7%).
- The most common method of suicide was hanging (47.6%), followed by those completed using firearms (28.2%).

- Among NH Asian and Pacific Islander suicide victims with known circumstance information, 40.7 percent were characterized as being depressed at the time of suicide.
- One-third (33.6%) of suicide victims were receiving treatment for a mental health problem, and 19.5 percent disclosed their intent to complete suicide.
- Twenty-four percent of NH Asian & Pacific Islander suicide victims experienced a recent problem with an intimate partner.

The North Carolina Violent Death Reporting System is supported by Cooperative Agreement 5U17/CE002613-03 from the Centers for Disease Control and Prevention (CDC).



N.C. Division of Public Health / [www.publichealth.nc.gov](http://www.publichealth.nc.gov) / Injury Epidemiology & Surveillance Unit / 919-707-5425  
 N.C. Violent Death Reporting System / 919-707-5432  
 State of North Carolina / Department of Health and Human Services / [www.ncdhhs.gov](http://www.ncdhhs.gov)  
 N.C. DHHS is an equal opportunity employer and provider. 2014 FINAL DATA 10/16

Please see the NC-VDRS 2014 Annual Report for additional data and technical information.