

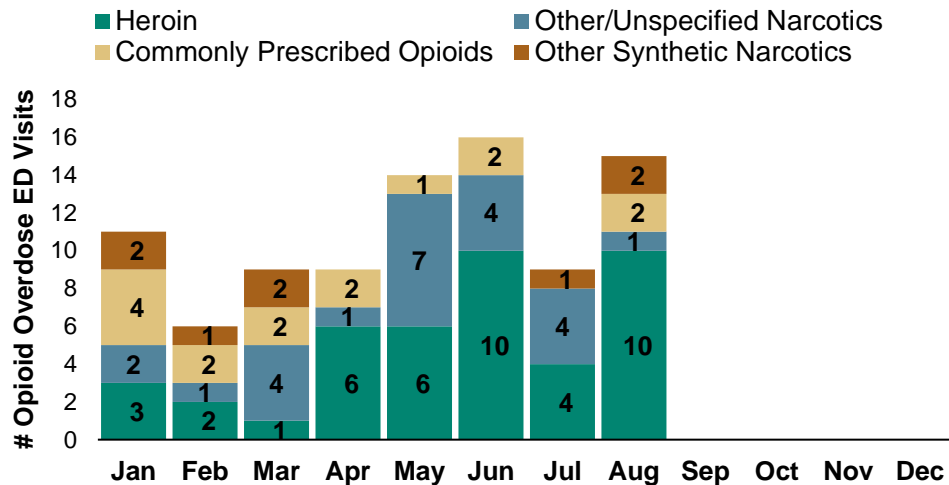


Catawba County

2019 YTD

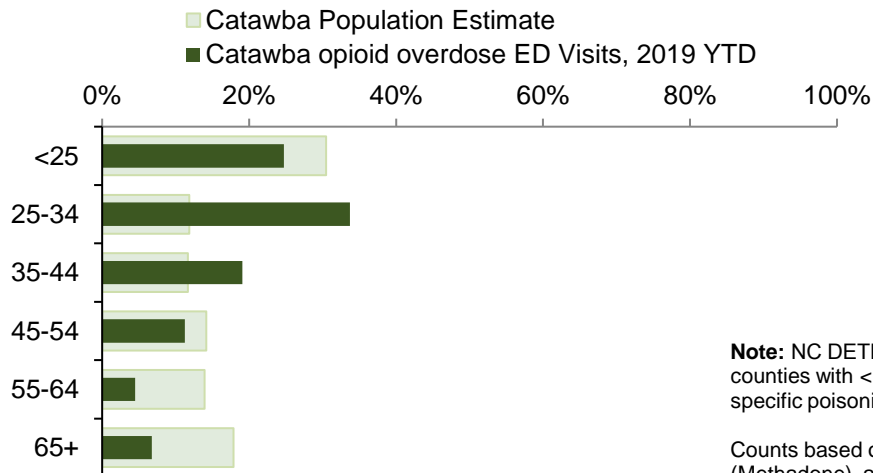
89 OPIOID OVERDOSE EMERGENCY DEPARTMENT VISITS

Opioid Overdose ED Visits by Month: Catawba County 2019 YTD



YTD: Year to date; *Provisional Data: 2018-2019 ED Visits

Opioid Overdose ED Visits by Age Group

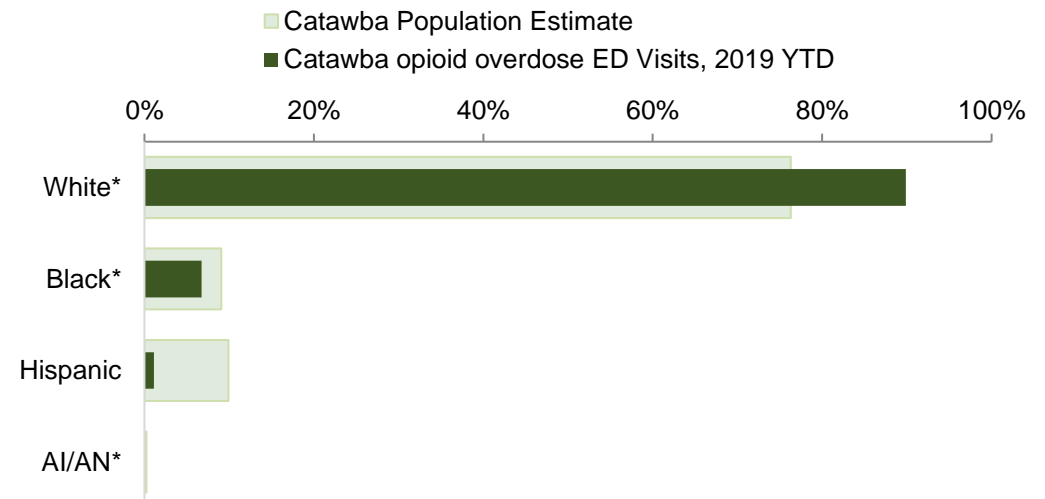


89 Opioid Overdose ED Visits in Catawba County YTD

compared to **87** Jan to Aug 2018

Source: NC DETECT: Data Source: ED; Custom Event: Overdose: Opioid Overdose V.2 (ICD-9/10-CM)

Opioid Overdose ED Visits by Race Ethnicity*



AI/AN (American Indian/ Alaskan Native).
*Non-hispanic, **except** when ethnicity data are missing; if ethnicity is missing race categories include both Hispanic and Non-Hispanic.

Note: NC DETECT is North Carolina's statewide syndromic surveillance system. There may be data quality issues affecting our counts: counties with <10 cases may not be true lack of opioid overdose cases but data quality issues; additionally, some hospitals use non-specific poisoning codes rather than specific opioid poisoning codes. For training on NCDETECT, contact Amy Ising, ising@ad.unc.edu.

Counts based on ICD-10-CM diagnosis code of an opioid overdose: **T40.0** (Opium), **T40.1** (Heroin), **T40.2** (Other Opioids), **T40.3** (Methadone), and **T40.4** (Other Synthetic Narcotics), and **T40.6** (Other and Unspecified Narcotics).