

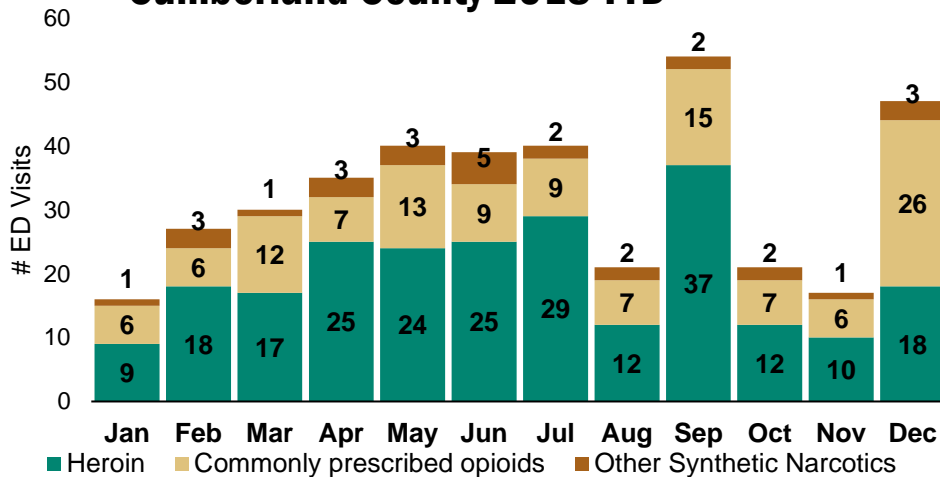


# Cumberland County

## 2018 YTD

### 369 OPIOID OVERDOSE EMERGENCY DEPARTMENT VISITS

**Opioid Overdose ED Visits by Month:  
Cumberland County 2018 YTD**



**369** Year-to-Date Opioid ED Visits  
in Cumberland County

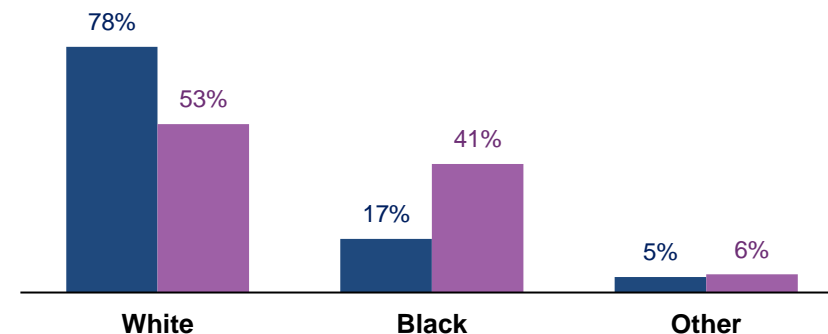
versus Jan to December 2017

**263**

Source: NC DETECT: ED: Syndrome: Overdose: Opioid Overdose (ICD-9/10-CM)

#### Opioid Overdose ED Visits by Race

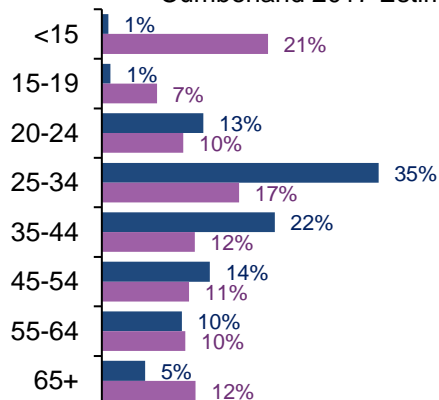
- Cumberland opioid overdose ED Visits, 2018 YTD
- Cumberland 2017 Estimated Population Census



**Note:** NC DETECT is North Carolina's statewide syndromic surveillance system. There may be data quality issues affecting our counts: counties with <10 cases may not be true lack of opioid overdose cases but data quality issues; additionally, some hospitals use non-specific poisoning codes rather than specific opioid poisoning codes.

#### Opioid Overdose ED Visits by Age Group

- Cumberland opioid overdose ED Visits, 2018 YTD
- Cumberland 2017 Estimated Population Census



Counts based on ICD-10-CM diagnosis code of an opioid overdose: **T40.0** (Opium), **T40.1** (Heroin), **T40.2** (Other Opioids), **T40.3** (Methadone), and **T40.4** (Other Synthetic Narcotics). We have changed our opioid poisoning definition for county tables posted on our injuryfreenc poisoning data page to include **T40.6** (other and unspecified narcotics), therefore numbers seen on these monthly reports will not match the posted county tables.