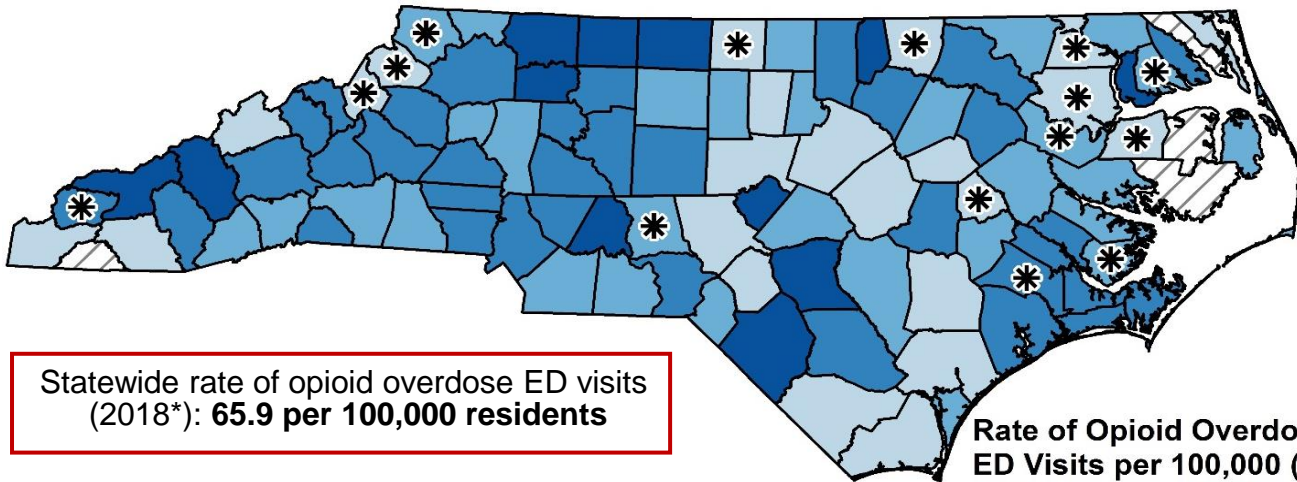


Annual Data Summary

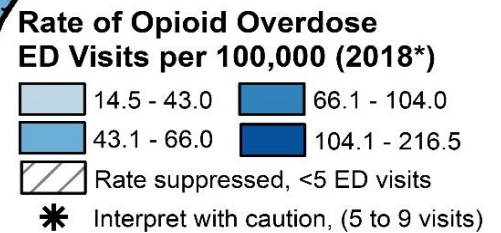
2018 Opioid Overdose ED Visit Data

- There was a **9% decrease in opioid overdose ED visits in 2018 (6,772)** compared to 2017 (7,455). However, 2018 opioid overdose ED visits are still **22% higher compared to 2016 (5,546)**.
- The majority of individuals visiting the ED for opioid overdose in 2018 were **white non-hispanic (73%), male (60%),** and between the **ages 25-34 (35%)**.
- In 2018, the highest rates of opioid overdose ED visits (per 100,000 residents) occurred in: **Stanly (216.3), Surry (159.2), Swain (139.9), Yadkin (135.0), Lee (132.4), Haywood (127.7), Rockingham (127.5), Stokes (124.7), Vance (122.1), and Cumberland (121.2)** Counties.
- 2018 ED data for opioid overdose come from The North Carolina Disease Event Tracking and Epidemiologic Collection Tool (NC DETECT). These data are current as of 1/31/2019, but are provisional and subject to change.

Rate of Opioid Overdose ED Visits by County: North Carolina, 2018*

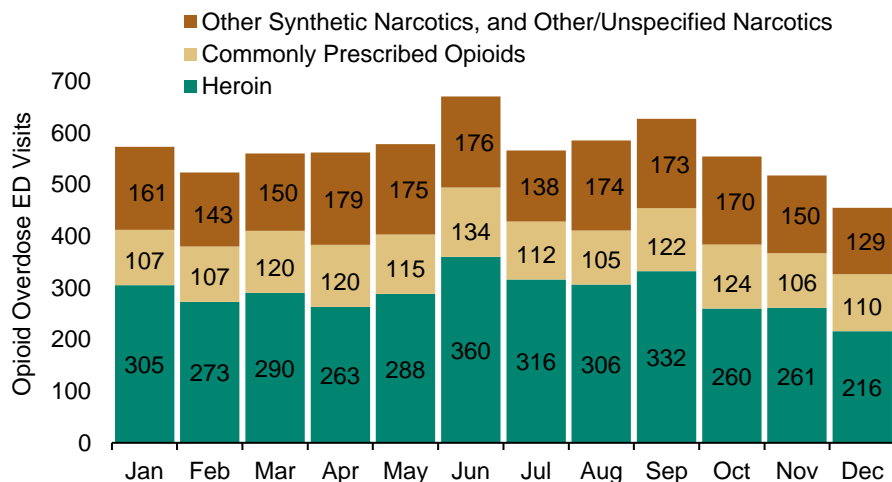


Statewide rate of opioid overdose ED visits (2018*): **65.9 per 100,000 residents**



*2018 data are provisional and subject to change
 Data Source: ED Visits- NC DETECT
 Population Data- National Center for Health Statistics, 2017
 Analysis by Injury Epidemiology and Surveillance Unit

Monthly Overdose ED Visits by Opioid Class: North Carolina, 2018*



- In 2018, there were **6,772 opioid-related ED visits**. A **9% decrease** compared to 2017 (7,455).
- **51% (3,470)** of all opioid overdose ED visits involved heroin, and **28% (1,918)** involved other synthetic narcotics or other/unspecified narcotics.

*2018 data are provisional and subject to change
 Data Source: ED Visits- NC DETECT
 Analysis by Injury Epidemiology and Surveillance Unit

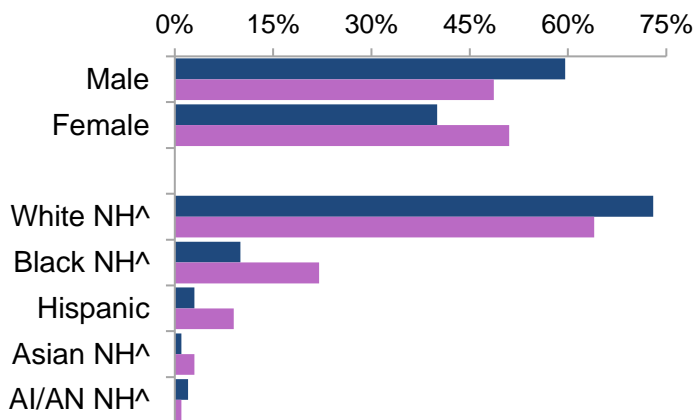


North Carolina
 Injury & Violence
 PREVENTION Branch

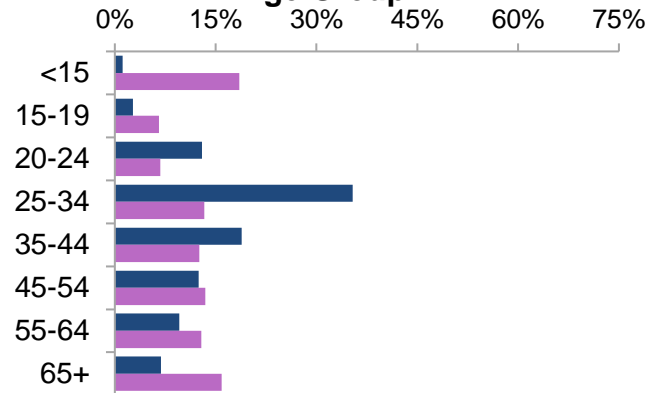


Demographics of Opioid Overdose ED Visits vs Overall Population: North Carolina, 2018*

Opioid Overdose ED Visits by Sex and Race



Opioid Overdose ED Visits by Age Group



*2018 data are provisional and subject to change†

^Non Hispanic (NH); American Indian/Alaskan Native (AI/AN)

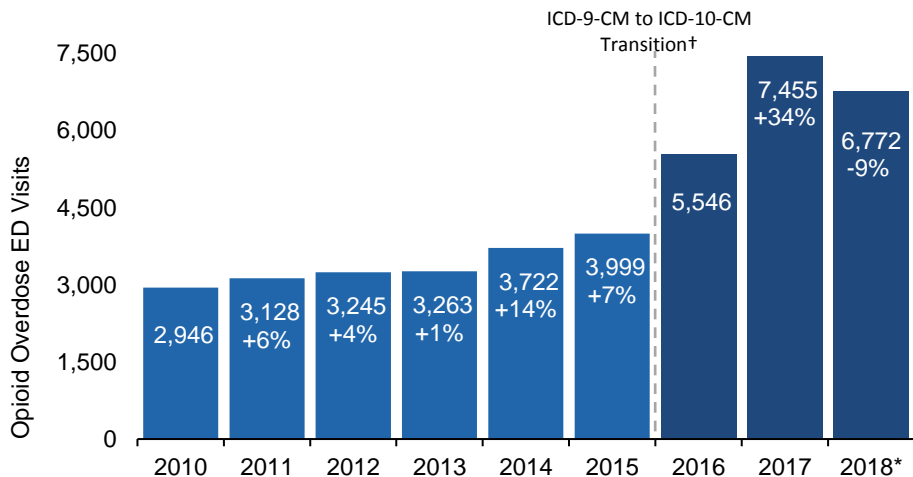
Data Source: ED Visits- NC DETECT; Population Data- National Center for Health Statistics, 2017

■ NC opioid overdose ED visits, 2018*

■ NC 2017 Estimated Population Census

Opioid Overdose ED Visits by Year: North Carolina, 2010-2018*

- Opioid overdose ED visits include cases of an opioid overdose by any intent (accidental, intentional, assault, and undetermined) for North Carolina residents.
- From 2010 to 2018, there was a **130% increase in opioid overdose ED visits**. 6,772 in 2018 compared to 2,946 in 2010.



ICD-9-CM to ICD-10-CM Transition†

*2018 data are provisional and subject to change

Data Source: ED Visits- NC DETECT

Analysis by Injury Epidemiology and Surveillance Unit

†In October 2015, there was a change in the coding system used in administrative data sets that impacted the definition used to identify injury cases. Because of this change, data post-2015 are not comparable to data collected before this change.

ADDITIONAL RESOURCES

For surveillance reports and county-level overdose data, visit our Poisoning Data website:

<http://www.injuryfreenc.ncdhhs.gov/DataSurveillance/Poisoning.htm>

For more information about the North Carolina Opioid Action Plan, please visit:

<https://www.ncdhhs.gov/about/departments-initiatives/opioid-epidemic>

The NC Opioid Data Dashboard displays the metrics tracked in the North Carolina Opioid Action Plan for the state and individual counties: <https://injuryfreenc.shinyapps.io/OpioidActionPlan/>

For information on naloxone and the statewide standing order, visit the Naloxone Saves website:

<http://www.naloxonesaves.org>

The Naloxone Toolkit contains resources and recommendations for local health departments to assist with creating standing orders for naloxone dispensing and distribution. The toolkit can be found here:

<http://www.injuryfreenc.ncdhhs.gov/preventionResources/docs/NaloxoneToolkit-FINAL-Updated-08-12-2016-Approved.pdf>

Questions?

Contact us at SubstanceUseData@dhhs.nc.gov



North Carolina
Injury & Violence
PREVENTION Branch

