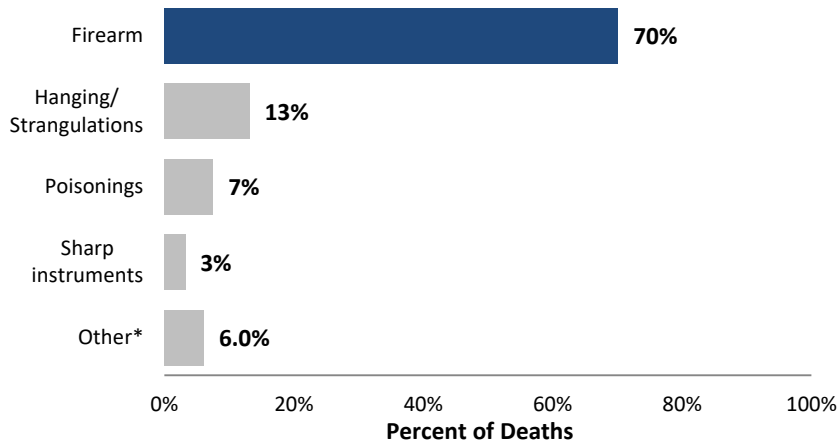


NC Violent Death Reporting System

FIREARM DEATHS IN NORTH CAROLINA, 2021

The North Carolina Violent Death Reporting System (NC-VDRS) is a CDC-funded statewide surveillance system that collects detailed information on violent deaths that occur in North Carolina including: homicide, suicide, unintentional firearm deaths, legal intervention, and deaths of undetermined intent. NC-VDRS triangulates information from death certificates, medical examiner reports, and law enforcement reports to understand and aid in the prevention of violent deaths. For more information, please visit <https://www.injuryfreenc.ncdhhs.gov/About/ncVDRS.htm>.

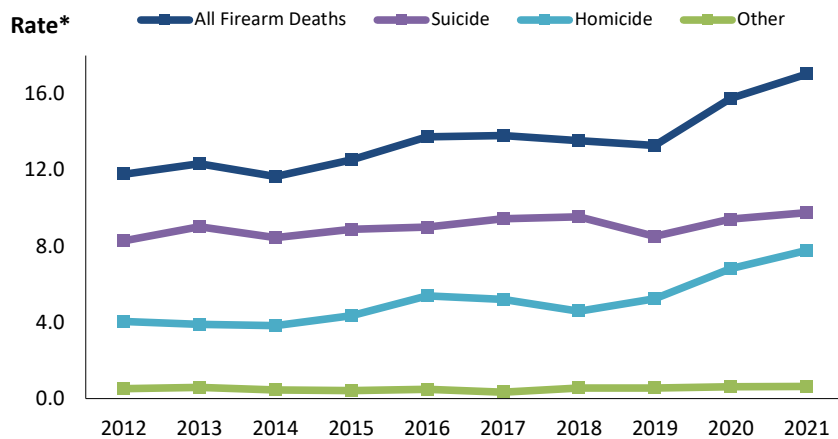
Violent Deaths by Method: NC-VDRS, 2021



- In 2021, there were 1,779 firearm-related deaths among North Carolina (NC) residents.
- Firearms were involved in over two-thirds (70.1%) of all violent deaths in NC during 2021.
- Specific causes of firearm-related deaths included suicide (50.6%), homicide (45.6%), legal intervention involving discharge of firearm (1.4%), unintentional discharge of firearm (1.8%), and undetermined intent (0.5%).

*Other includes motor vehicle, blunt instruments, violent shaking, drowning, fire/burns, intentional neglect, unknown method, and other causes of death.

Firearm-Related Death Rates by Year: NC-VDRS, 2012-2021

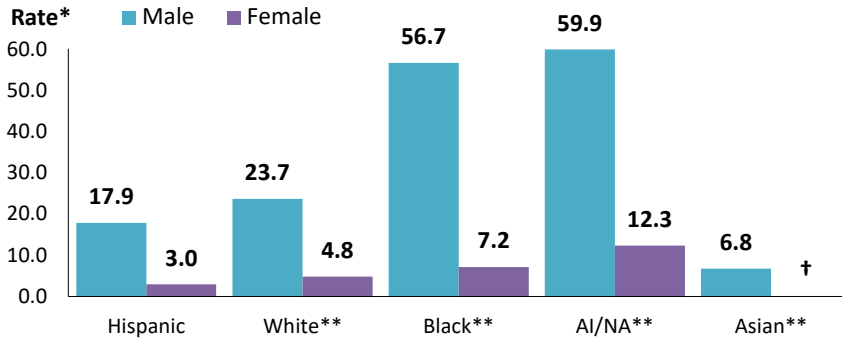


- The rate of firearm-related deaths per 100,000 population remained relatively stable from 2012 (11.8) to 2014 (11.6), and began to increase in 2015. From 2019 (13.3) to 2021 (17.0), the rate increased by 28.2%.
- The rate of firearm-related suicides varied from a low of 8.3 per 100,000 in 2012 to a high of 9.7 per 100,000 in 2021.
- The rate of firearm-related homicides varied from a low of 3.8 per 100,000 in 2014 to a high of 7.8 per 100,000 in 2021.

* Rate per 100,000 NC population

- The most common locations of firearm-related deaths were apartment or home (67.1%); motor vehicle, excluding school bus and public transportation (13.2%); natural areas such as a field, river, beach, or woods (3.5%); street/road, sidewalk or alley (5.5%); other commercial establishment, such as a grocery store, retail outlet, or laundromat (2.8%); and parking lot or public parking garage (2.6%).

Firearm-Related Death Rates by Sex and Race: NC-VDRS, 2021



* Rate per 100,000 NC population; ** Non-Hispanic
 † Rate suppressed; 1-4 deaths

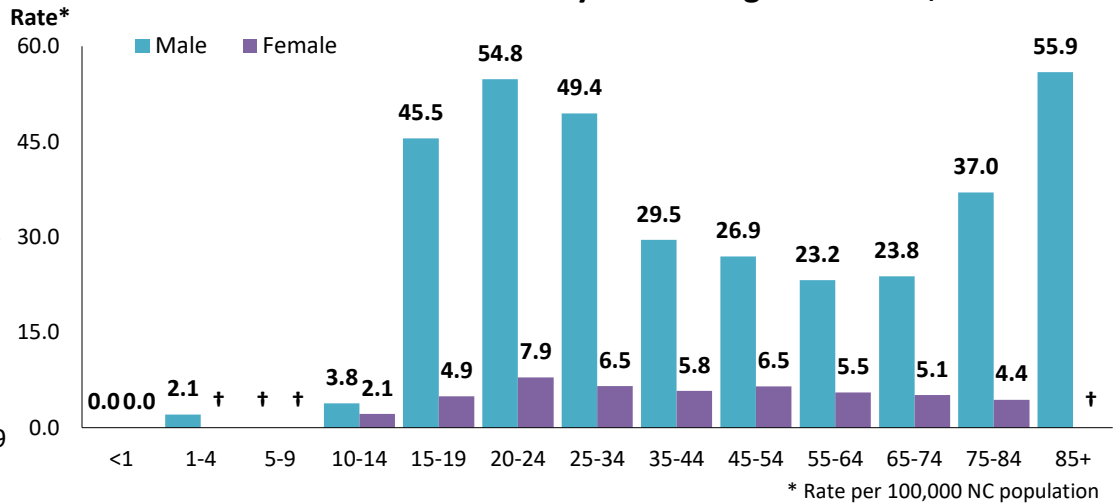
- Firearm-related death rates were lower for females than males across all racial/ethnic groups.

- Non-Hispanic (NH) Black (56.7), NH American Indian (59.9), and NH white (23.7) male victims had the highest firearm-related death rates per 100,000 population during 2021.

- NH Black female victims (5.7) had a higher firearm-related death rate per 100,000 population than NH white female victims (4.6).

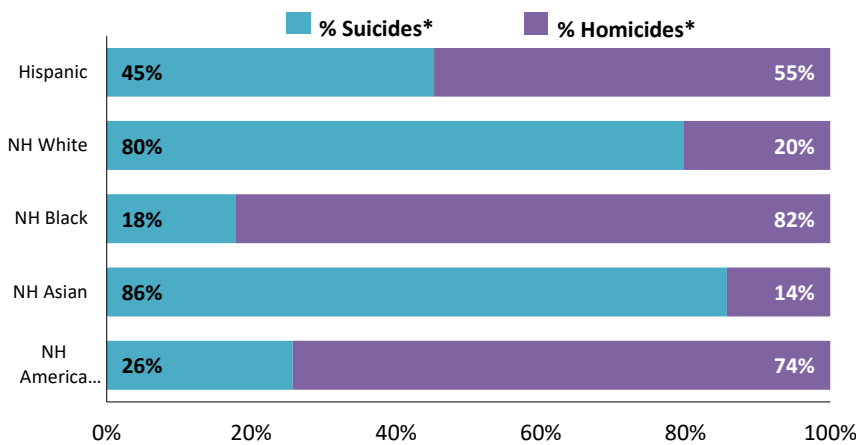
Firearm-Related Death Rates by Sex and Age: NC-VDRS, 2021

- Most firearm-related deaths were among males (84.7%).
- The firearm-related death rate was highest among male victims ages 85 and older and 20-24 (54.8 and 55.9 per 100,000), while the rate among female victims was highest for ages 20-24 and 25-34 (6.5 and 7.9 per 100,000).



* Rate per 100,000 NC population

Suicide and Homicide Firearm-Related Deaths by Race/Ethnicity: NC-VDRS, 2021



- Suicide was the most common type of firearm-related death among NH white and NH Asian victims (79.8% and 85.7%, respectively), while homicide was the most common type among NH Black, NH American Indian, and Hispanic victims (82.2%, 74.3%, and 54.7%).

- There were 39 total firearm-related deaths among NH American Indian residents, 16 among NH Asian, 684 among NH Black, 925 among NH white, and 111 among Hispanic residents in 2021.

*Among suicide and homicide firearm-related deaths

The North Carolina Violent Death Reporting System is supported by Cooperative Agreement 5 NU17CE924955-02-00 from the Centers for Disease Control and Prevention (CDC).

NC Division of Public Health / www.publichealth.nc.gov / Injury Epidemiology & Surveillance Unit/ 919-707-5425
 NC Violent Death Reporting System / 919-707-5432

State of North Carolina / Department of Health and Human Services / www.ncdhhs.gov
 NCDHHS is an equal opportunity employer and provider.

2021 FINAL DATA 8/14/2023

Please see the NC-VDRS 2021 Annual Report for additional data and technical information:

<https://www.injuryfreenc.ncdhhs.gov/DataSurveillance/ViolentDeathData.htm>



NC DEPARTMENT OF
**HEALTH AND
 HUMAN SERVICES**
 Division of Public Health
 Injury and Violence Prevention Branch

