



Richmond County

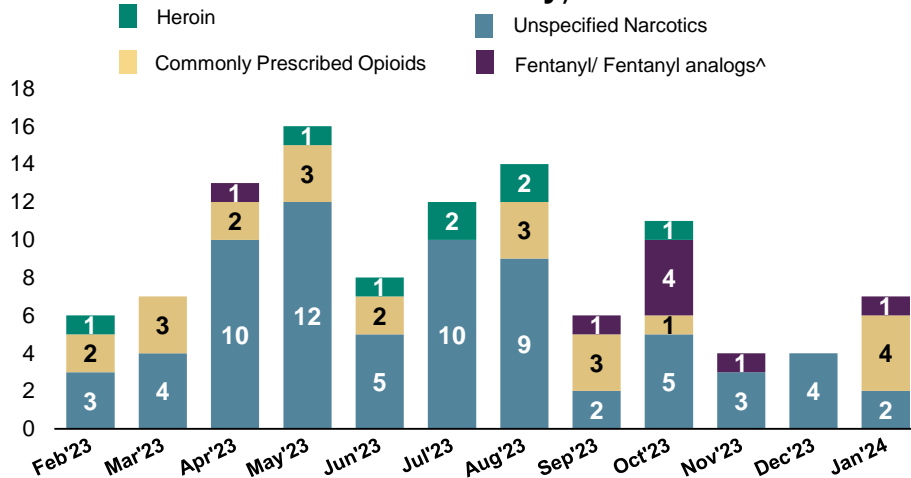
2024*YTD

7

OPIOID OVERDOSE EMERGENCY DEPARTMENT VISITS

Opioid Overdose ED Visits Last 12 Months by Drug

Class: Richmond County, 2023-2024*

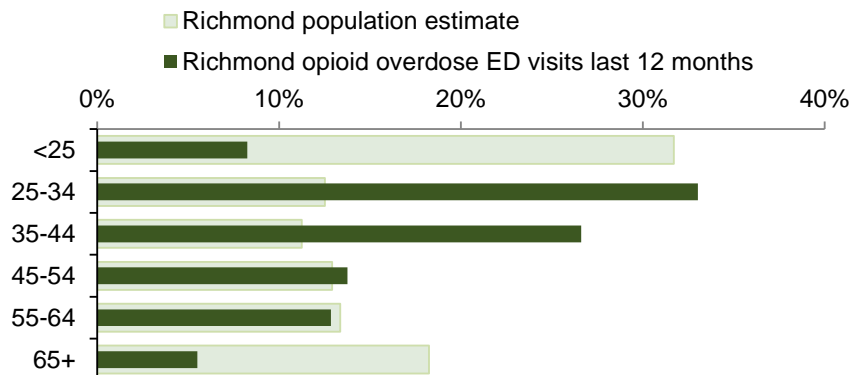


Note: ED visit data is provisional; YTD: Year to date;

For case definitions, go to

<https://www.injuryfreenc.ncdhhs.gov/DataSurveillance/poisoning/SummaryTableforPoisoningDefinitions.pdf>

Opioid Overdose ED Visits by Age Group

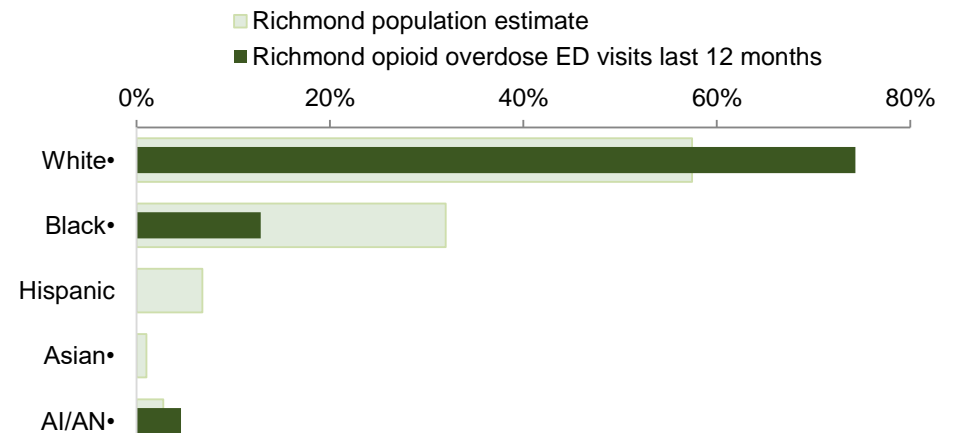


7 Opioid Overdose ED Visits in Richmond County for 2024* YTD

compared to 14 for Jan 2023

Source: NC DETECT: Data Source: ED; Custom Event: Overdose: Opioid Overdose V.2 (ICD-9/10-CM)

Opioid Overdose ED Visits by Race Ethnicity



•Non-hispanic, **except** when ethnicity data are missing or incomplete (less than 85% ethnicity data available); if ethnicity is missing, race categories include both Hispanic and Non-Hispanic. AI/AN (American Indian/ Alaskan Native).

Note: NC DETECT is North Carolina's statewide syndromic surveillance system. There may be data quality issues affecting our counts: counties with <10 cases may not be true lack of opioid overdose cases but data quality issues; additionally, some hospitals use non-specific poisoning codes rather than specific opioid poisoning codes. For questions contact SubstanceUseData@dhhs.nc.gov

